

A super compact panel mounted unit providing flexible modular power and data distribution.

PUMA may be fitted not just to screens but just about any panel within the furniture range from modesty panels to soft furnishings - PUMA may be specified to meet particular requirements.

Mains power sockets formats for most countries together with a wide range of data outlets. Special units with remote switches, thermal resettable fuses, power cleaners.

Standard colour is grey or black frame and sockets, other colours are available subject to minimum order quantities.

All **OE** Electrics products are manufactured to enable compliance with BS6396 or BS7671 where relevant.

UK sockets incorporate fuses as standard with colour coded inserts indicating fuse rating.



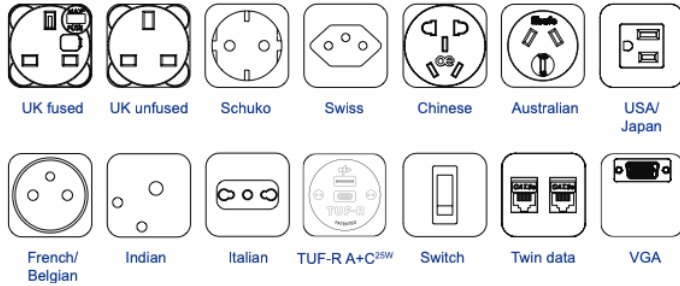
USPs

- Super compact panel mounted unit
- Available with TUF charger
- Numerous fitting options
- Available in 2 gang or 3 gang
- BS6396 compliant (where applicable)
- Available with sockets from different nationalities



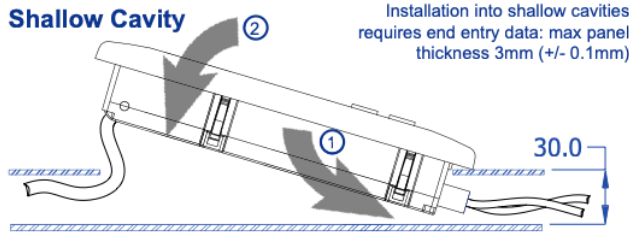
technical

Common Modular Components*



*See website for more

Shallow Cavity

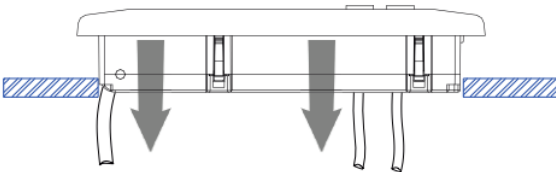


Installation into shallow cavities requires end entry data: max panel thickness 3mm (+/- 0.1mm)

Data is hardwired from PUMA in thin cavity situations



Deep Cavity



Installation into deep cavities allows rear entry data. Fits any panel thickness >1.45mm(+/- 0.1mm)

Features

Configuration:

Power only / Data only / Combined (Power & Data/AV)
Internal segregation between Power and Data/AV in combined PUMA

Insulation:

Re-inforced insulation

Earth Bonding:

A 250mm earth lead can be included to allow earth bonding to furniture.

Fusing: (to enable compliance to BS6396)

5 x 20mm anti-surge ceramic fuses, with colour-coded fuseclips to denote the rating (3.15A/5A)

Soft Wiring (power)

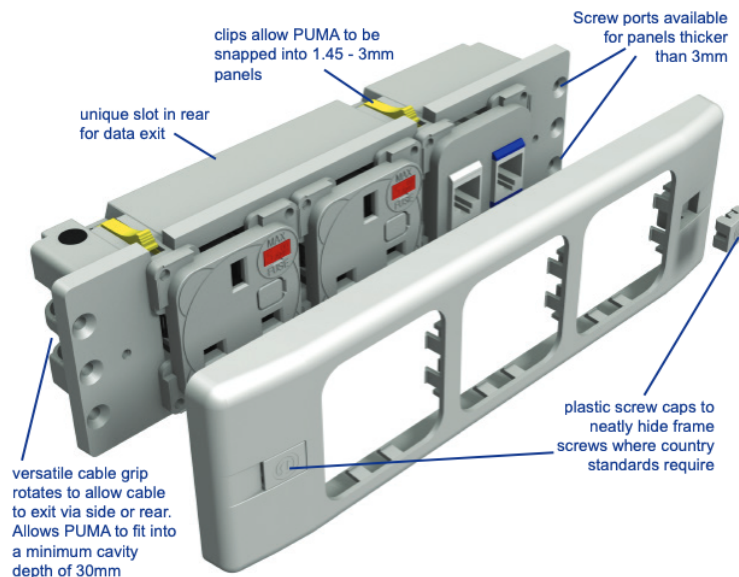
Power wired to Wieland GST connector allows starter cables to be changed to suit requirements, especially useful during moves and changes (CHURN)
Rotating cable grip means the cable can exit via the rear or the side without the need for tools, allowing PUMA to be mounted in a minimum cavity depth of 30mm.

Soft Wiring (data)

As well as soft-wired power, PUMA can accommodate soft wired data. Using our inline couplers, data cables can be changed "on-site" to accommodate changes in length often associated with churn. (Some smaller cavities may require data to exit from the side, this would require partial disassembly to change on site)

Certifications:


UL962A/CSA22.2



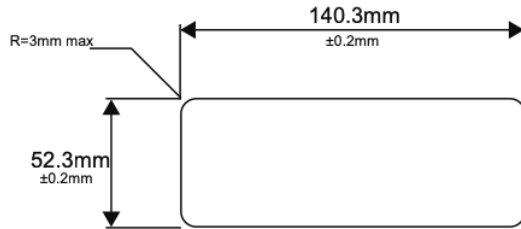
technical

Cutout sizes required

Puma 3 gang cutout



Puma 2 gang cutout



Features

Colour:

PUMA is available as standard in black with black sockets, or grey with grey sockets.

CE Marking:

All units built with UK and European socket types are CE marked by OE Electrics

Certifications:

BS6396 or BS7671 where relevant.

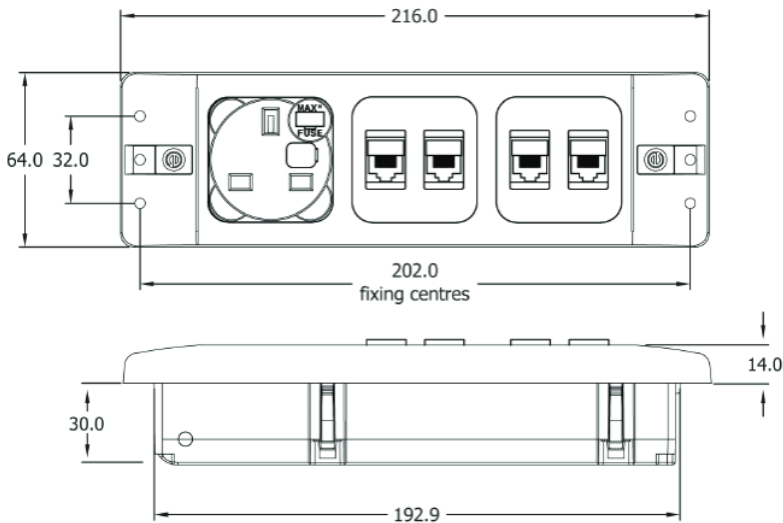
Quality and Testing:

All PUMA units are manufactured using ISO9001 quality controlled components and practices and are 100% tested before dispatch.

- Visual: Configuration and appearance.
- Power sockets: Continuity, polarity, insulation & earth
- USB charger: Output voltage and resistance
- Data & AV: All sockets continuity tested with batch performance testing.

We test every pin on every connection in every socket

Puma 3 gang dimensions



Puma 2 gang dimensions

